



# BOX track

Sliding door hardware

For wood and glass doors

Up to 265 lb door weight

# Experience the BOXtrack difference



## Luxurious, elegant and durable

The BOXtrack is the perfect sliding door system for those who want the best of the best in just one set. Its beautiful C31 (similar to stainless steel) or C35 (black) anodized track and matching end caps give it a luxurious and polished look that complements any decor.

This premium system features sturdy, smooth running and quiet ball bearing slides, and if you are looking for even more convenience, you can also install the soft close mechanism, which ensures that the door panel opens and closes in a smooth and controlled manner.

This German-manufactured system is specifically designed for sturdy, heavy-duty glass or wood doors. Its hardware is made of aluminum and is capable of supporting a door panel weighing up to 177 lbs with the soft-close feature, and up to 264 lbs without the soft-close feature.

# Technical Features

Sliding barn door system, for wood doors



## The wheel set for wood door panels

runs extremely smooth. It just needs to be screwed onto the wood door panel. The required screws are included.



## Floor guide

With the groove at the bottom of the door panel the floor guide allows invisible and quiet guidance of the door.

- Elegant C31 (similar to stainless steel) or C35 (black) anodized color sliding door system
- Compatible with wood doors up to 265 lb.
- System dimensions: 78 15/16" (2005 mm)\* long, 2 3/8" (60 mm)\* high, and 2 9/16" (64.5 mm)\* deep, including color-matched end caps
- Fits wood leaves from 21 5/8" (550 mm)\* width to 40" (1016 mm)\* width
- Ideal for wooden doors with thickness between 1 3/8" (35 mm)\* and 1 3/4" (45 mm)\*
- Carriages: robust, smooth, and whisper-quiet running wheels
- Wall mounted or with ceiling mounting option on request for versatile installation
- Flexible positioning of door stop allows full use of track length



## Track and valance

are made of extruded aluminum profiles. The anodized surfaces plus the color matching endcaps create a top-class visual appearance.

# Technical Features

Sliding barn door system, for glass doors



### Wheel set for glass door panels

Easy attachment to the door panel with adjustable clamps for glass thicknesses from  $\frac{3}{8}$ " (10 mm) to  $1\frac{1}{32}$ " (13,5 mm).



### Floor guide

The door panel is quietly guided at the bottom by a two-part floor guide. It inspires during assembly, and impresses with high-quality materials.

- Elegant C31 (similar to stainless steel) or C35 (black) anodized color sliding door system
- Compatible with glass doors up to 265 lb.
- System dimensions: 78  $1\frac{5}{16}$ " (2005 mm)\* long, 2  $\frac{3}{8}$ " (60 mm)\* high, and 2  $\frac{9}{16}$ " (64.5 mm)\* deep, including color-matched end caps
- Fits glass door leaves from 21  $\frac{5}{8}$ " (550 mm)\* width to 40" (1016 mm)\* width
- Ideal for glass doors with thickness between  $\frac{3}{8}$ " (10 mm)\* and  $1\frac{1}{32}$ " (13.5 mm)\*
- Carriages: robust, smooth, and whisper-quiet running wheels
- Wall mounted or with ceiling mounting option on request for versatile installation
- Flexible positioning of door stop allows full use of track length



### Track and valance

are made of extruded aluminum profiles. The anodized surfaces plus the color matching endcaps create a top-class visual appearance.



# Technical Features

## Distance profile

---



**Optional ¾" (20 mm)\* distance profile**  
for seamless integration with existing door casings or baseboards.

## Both sides softclose

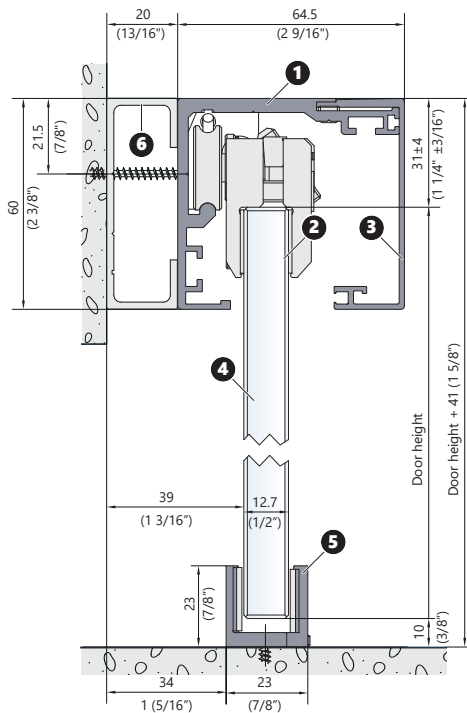
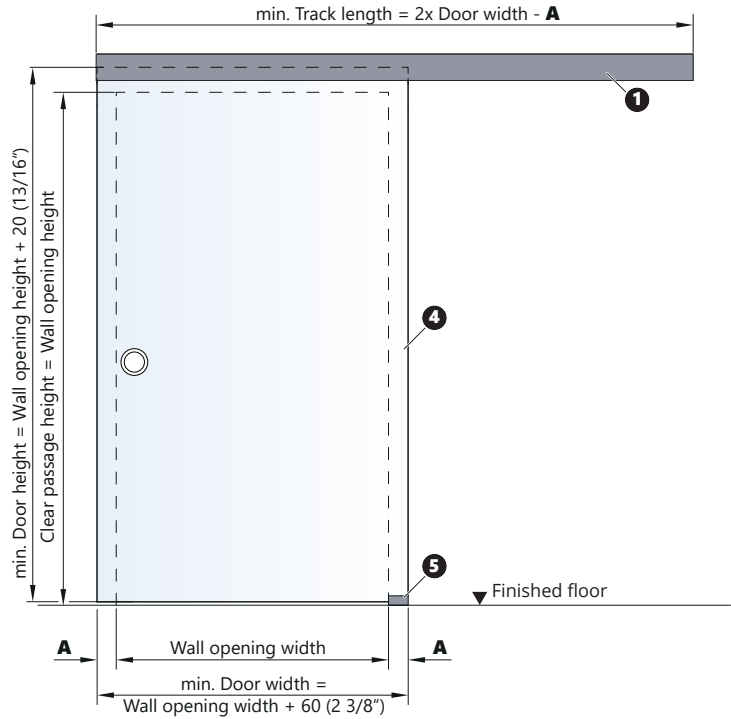
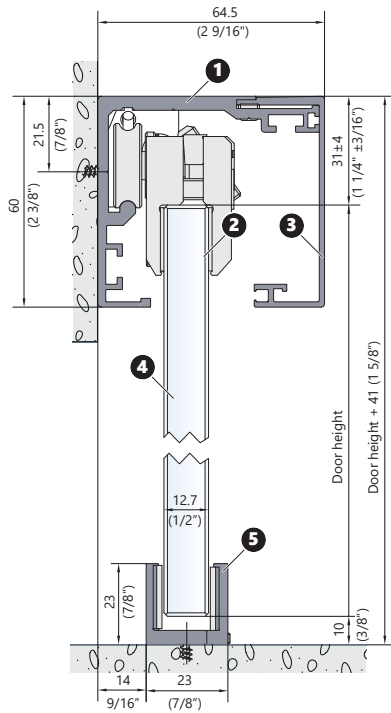
---



This optional premium accessory ensures a gentle, smooth opening and closing of doors up to 176 lb.

# Drawings and formulas

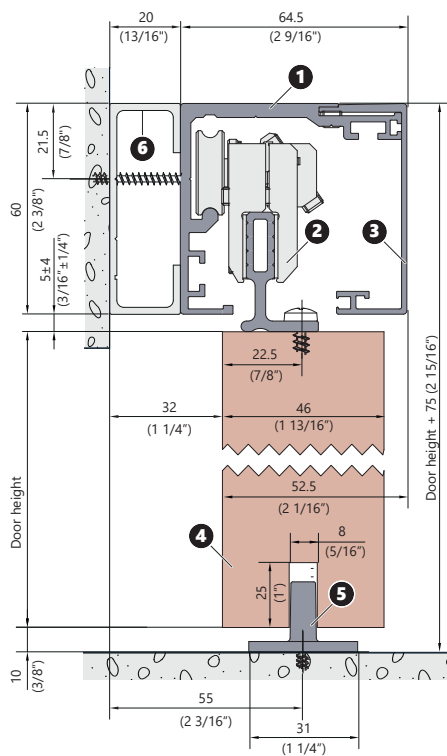

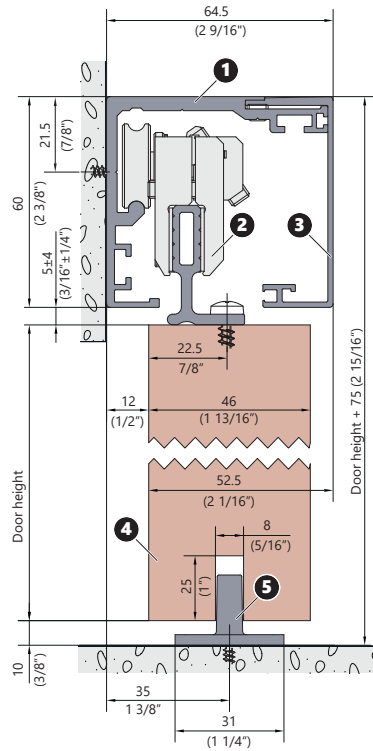
Dimensions for glass doors



- A** Door leaf overlap (min. 30 mm/
- 1** Box track
- 2** Wheel set with clamps
- 3** Valance
- 4** Door leaf
- 5** Floor guide (also for glueing)
- 6** Distance profile

# Drawings and formulas

## Dimensions for wood doors



- A** Door leaf overlap (min. 30 mm/1 3/16")
- 1** Box track
- 2** Wheel set with clamps
- 3** Valance
- 4** Door leaf
- 5** Floor guide (also for glueing)
- 6** Distance profile

# Make some notes

A large grid of small dots for taking notes, consisting of 20 columns and 30 rows of dots.



# Make some notes

A large grid of small dots for taking notes, consisting of 20 columns and 30 rows of dots.

# Make some notes

A large grid of small dots arranged in a regular pattern, intended for taking notes. The grid consists of 20 columns and 30 rows of dots, providing a structured space for writing.

# Make some notes

A large grid of small dots arranged in approximately 30 rows and 40 columns, intended for taking notes.



A brand of Bartels USA, Inc.

1901 Tigertail Blvd, Dania Beach, FL 33004

T: 954-869-4004

E: [sales@falkenstein-doors.com](mailto:sales@falkenstein-doors.com)

State 01/2024