


# FALKENSTEIN



**JUST  
ONE SET**

FOR WOOD AND  
FRAMELESS GLASS  
DOORS



## **BOXtrack**

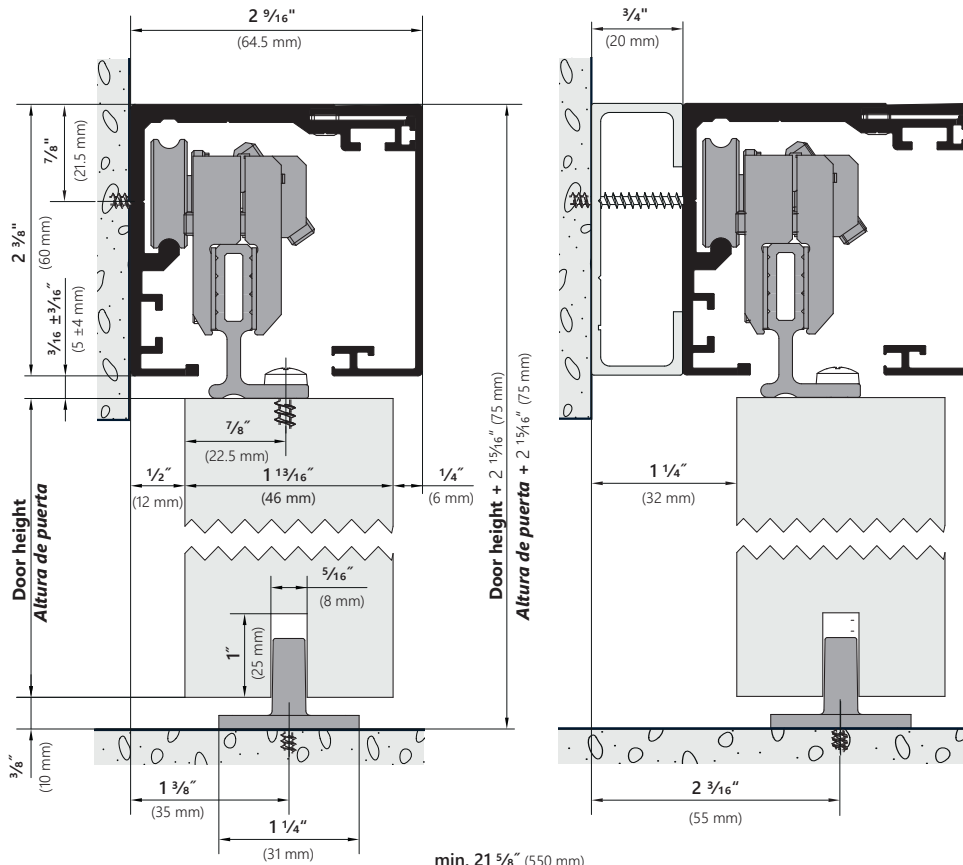
Modern barn door track for wood and glass doors



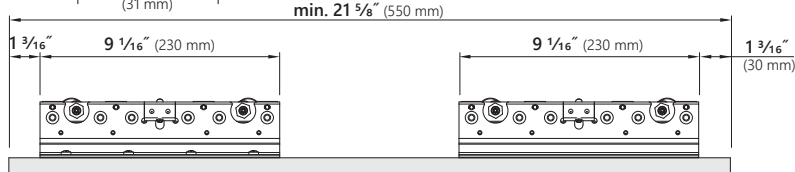
## WOOD DOORS

without Distance Profile

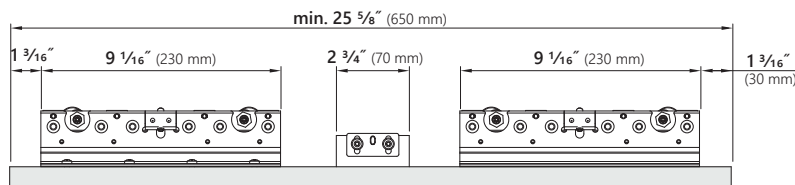
with Distance Profile



without Soft-Close



with Soft-Close



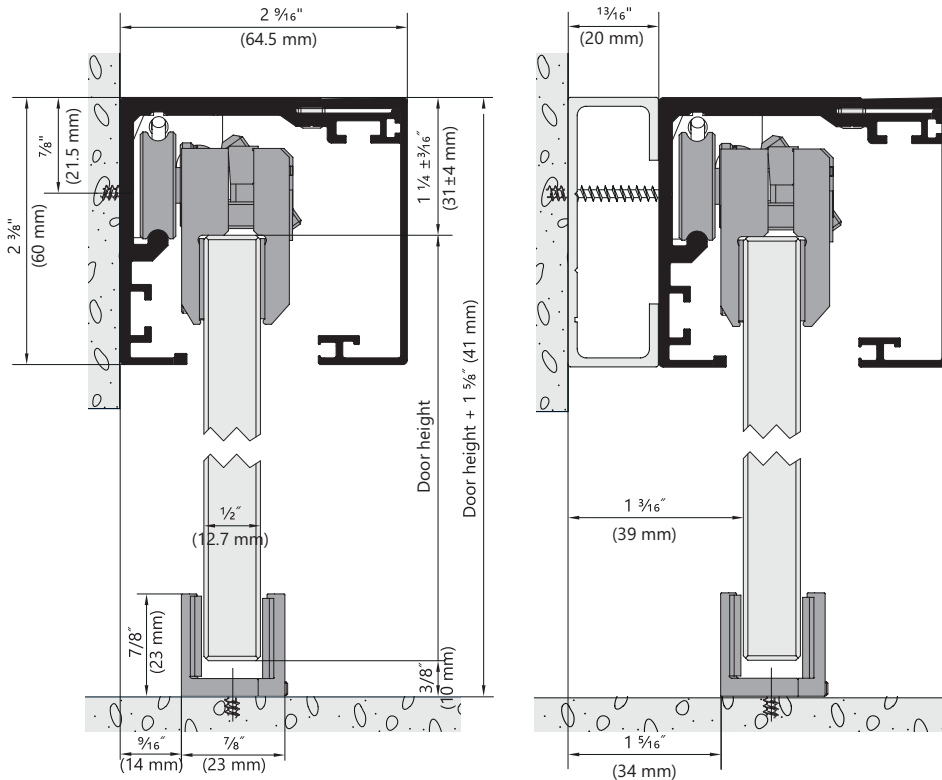
# TECHNICAL SPECIFICATIONS - GLASS



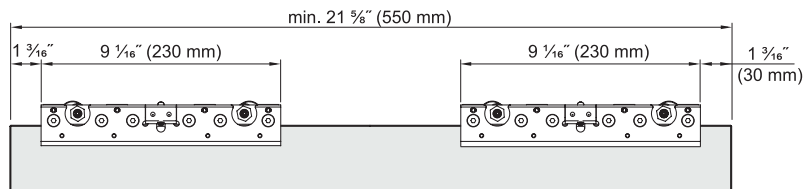
## FRAMELESS GLASS DOORS

without Distance Profile

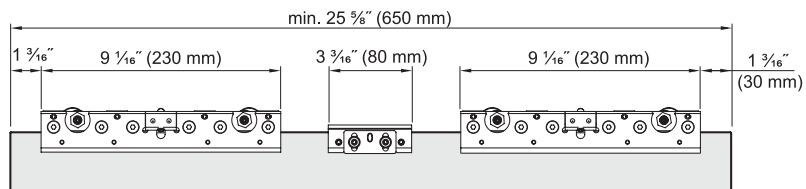
with Distance Profile



without Soft-Close



with Soft-Close

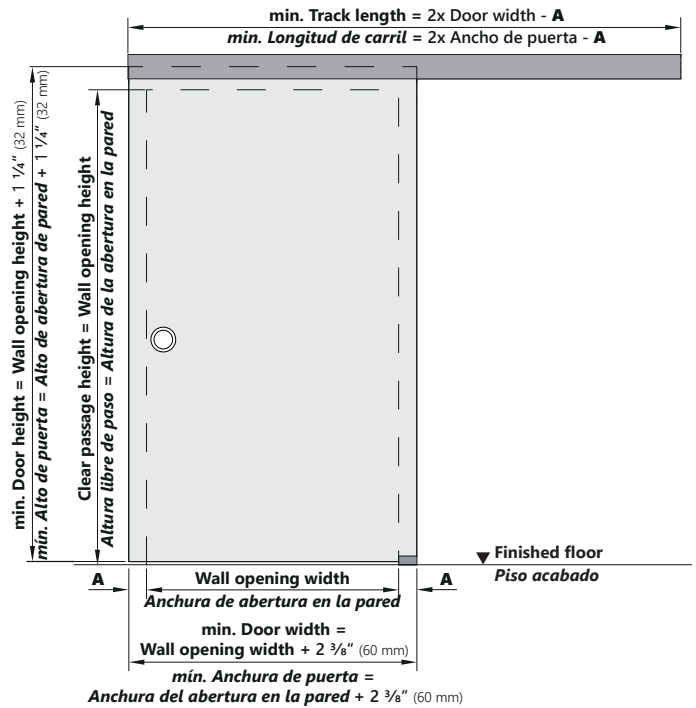



# TECHNICAL SPECIFICATIONS - TRACK LENGTH



## WOOD DOORS

## FRAMELESS GLASS DOORS



## SKUS AND ACCESSORIES

**Door thickness:** 1-3/8" to 2" wood; 3/8", 1/2" and 9/16" frameless glass  
**Load capacity:** 265 lb  
**Set includes:** Extruded aluminum track and valance, end caps, ball bearing carriages, mounting hardware for wood and frameless glass panels, floor guides for both applications

### Track and hardware

- 0390012-20-02      BOXtrack 2m (78-3/4") for wood and frameless glass doors up to 265 lb, stainless steel look
- 0390012-20-03      BOXtrack 2m (78-3/4") for wood and frameless glass doors up to 265 lb, stainless steel look

### Accessories

- 0390013-02      Soft Close for frameless glass doors, both directions, up to 176 lb, min. 25-9/16" door width
- 0390014-02      Soft Close for wood doors, both directions, up to 176 lb, min. 25-9/16" door width
- 0390015-03-02      Distance Profile + 3/4", 2m (78-3/4"), stainless steel look
- 0390015-03-03      Distance Profile + 3/4", 2m (78-3/4"), black anodized